




Preparing Artwork for Exhibition at the Winchester Cultural Center

Clark County Public Art Gallery Programs

At the Winchester-Dondero Cultural Center Gallery, we use a cable-hanging system suspended from the ceiling. 2D artworks must use one of the following hanging mechanisms on the back of the artwork. Canvases may be framed or unframed, but works on paper must be framed.

Option 1	Option 2	Option 3
		
<p>For use with frames and canvases taller than 11”.</p>	<p>For use with frames and canvases 11” or shorter.</p>	<p>Frames with existing hanging points.</p>
<p>Install D Rings so that the hanging point is between 2” and halfway down from the top of the artwork. Wire between the D-rings is optional.</p>	<p>Install D Rings at the top of the back. This prevents the artwork from tilting forward while hanging. Do not use a wire.</p>	<p>The hardware must be exactly in the center of the frame, or on both sides. Be sure the existing hardware won't detach from the frame.</p>

Additionally:

		
<p>Image of our wire cable hanging-system hooks.</p>	<p>Be sure to sign or affix a label somewhere on the artwork so that we can clearly identify it.</p>	<p>Do not use eye hooks or sawtooth hangers.</p>

Always be sure your hardware can support the weight of the entire artwork.
For additional questions, please email CCPublicArt@ClarkCountyNV.gov